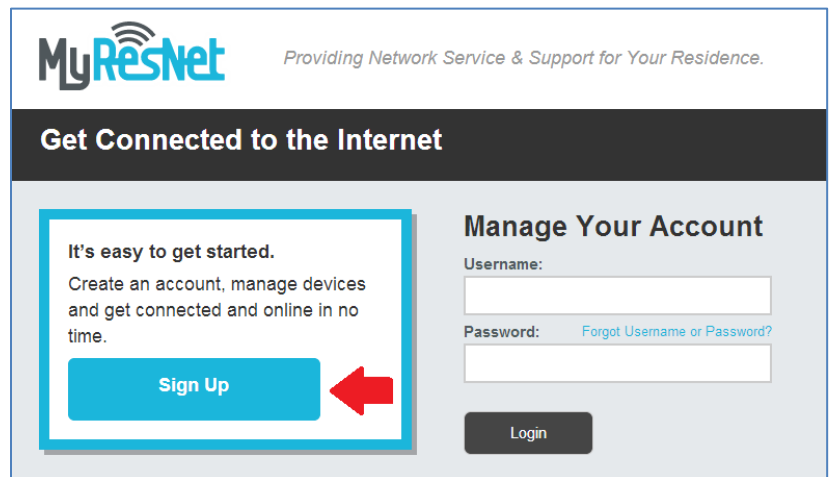


Connecting to the Wireless Network at BSC for the first time

Note: You may need to use a hard-wired computer to create a new account.

1. Go to **myresnet.com** and click the blue “Sign Up” button.



2. Fill in information requested, then click the **Visitor** box at the bottom.


The screenshot shows the account creation form. It is titled "Create a Username" and has several sections. The first section is for creating a username and password, with fields for "Username*", "Password*", and "Verify Password*", each with a small explanatory note below it. The second section is "Personal Information" and includes fields for "First Name*", "Last Name*", "Your Email Address*", and "Your Cell Phone*". Below these is a "Choose a Security Question*" dropdown menu with "please choose" selected, and an "Enter Your Security Answer*" field. The final section is "What kind of service do you need?" and contains two buttons: "I'm a Resident. I need service for a full semester." and "I'm a Visitor. I only need daily or monthly service.", with the latter button highlighted by a red border.

3. Select the correct state, city, and school from the drop-down boxes, then make sure you select **“Guest Access at BSC”** for the Property.

Tell us where you will be visiting

Please select a location and we will show you which service options are available.




State Alabama	City Birmingham
School Birmingham-Southern College	Property Guest Access at BSC

 [Get Options](#)

4. Select either 1Day or 1 Week guest access, and your free account will be created! You’ll be allowed to add one device per account, but you can always change it later!

Guest Internet Options

These options are for users who will be visiting students and need temporary internet service.

 <p>1 Day - GUEST ACCESS</p> <p>Surf the web at 10 Mbps download, 1 Kbps upload.</p> <p>Download a 1 GB file in about 134 minutes.</p> <p>Connect 1 additional devices (like an iPhone, gaming system or wireless printer).</p> <p>Free</p>	 <p></p> <p>1 Week - GUEST ACCESS</p> <p>Surf the web at 10 Mbps download, 1 Kbps upload.</p> <p>Download a 1 GB file in about 134 minutes.</p> <p>Connect 1 additional devices (like an iPhone, gaming system or wireless printer).</p> <p>Free</p>	<p>Pick the one that best suits your needs--you can always renew later!</p>
---	--	--